



TOWN OF HAMDEN
YEAR TO DATE REPORT

07/24/2020 10:46
842gala

FOR 2020 12

ACCOUNTS FOR: 001 ARTS, CULTURE & SPEC. PROJ	ORIGINAL ESTIM REV	REVISED EST REV	ACTUAL YTD REVENUE	ACTUAL MTD REVENUE	REMAINING REVENUE	PCT COLL
3101W MISC REVENUE						
14301 3101W MISC REVENUE	-51,100	-51,100	-35,000.00	-35,000.00	-16,100.00	68.5%*
TOTAL ARTS, CULTURE & SPEC. PROJ	-51,100	-51,100	-35,000.00	-35,000.00	-16,100.00	68.5%
TOTAL REVENUES	-51,100	-51,100	-35,000.00	-35,000.00	-16,100.00	

FOR 2020 12

ACCOUNTS FOR:
005 FINANCE OFFICE

	ORIGINAL ESTIM REV	REVISED EST REV	ACTUAL YTD REVENUE	ACTUAL MTD REVENUE	REMAINING REVENUE	PCT COLL
0502 INCOME ON INVESTMENTS						
10705 0502 INCOME ON INVESTMENTS	-496,500	-496,500	-550,553.13	-6,423.65	54,053.13	110.9%
0504 RELOCATION REIMB.						
10905 0504 RELOCATION REIMB.	-1,000	-1,000	-12,427.00	.00	11,427.00	1242.7%
0507 MISCELLANEOUS						
10905 0507 MISCELLANEOUS	-650,000	-650,000	-350,012.24	-258.00	-299,987.76	53.8%*
0508 OTHER RENT						
10505 0508 OTHER RENT	-9,500	-9,500	-6,850.00	.00	-2,650.00	72.1%*
0539 SALE OF SURPLUS ASSETS						
10705 0539 SALE OF SURPLUS ASSETS	-30,000	-30,000	.00	.00	-30,000.00	.0%*
TOTAL FINANCE OFFICE	-1,187,000	-1,187,000	-919,842.37	-6,681.65	-267,157.63	77.5%
TOTAL REVENUES	-1,187,000	-1,187,000	-919,842.37	-6,681.65	-267,157.63	

07/24/2020 10:46
842gala


TOWN OF HAMDEN
YEAR TO DATE REPORT

P 4
glytbdud

FOR 2020 12

ACCOUNTS FOR:
008 TAX OFFICE

	ORIGINAL ESTIM REV	REVISED EST REV	ACTUAL YTD REVENUE	ACTUAL MTD REVENUE	REMAINING REVENUE	PCT COLL
0801 R CURRENT TAXES						
10108 0801 CURRENT TAXES	-170,031,410-170,031,410-169,438,007.63		-781,107.56		-593,402.37	99.7%*
0802 BACK TAXES						
10108 0802 BACK TAXES	-2,750,000	-2,750,000	-2,013,946.70	-90,365.87	-736,053.30	73.2%*
0802S MOTOR VEHICLE						
10108 0802S MOTOR VEHICLE	-13,841,629	-13,841,629	-12,977,694.11	-156,658.69	-863,934.89	93.8%*
0803 SUPPLEMENTAL MOTOR VEHICL						
10108 0803 SUPPLEMENTAL M.V.	-2,350,000	-2,350,000	-1,944,726.65	-57,441.78	-405,273.35	82.8%*
0804 INTEREST PROPERTY TAXES						
10108 0804 INTEREST - PROPERTY TAX	-1,100,000	-1,100,000	-1,163,147.22	-86,555.72	63,147.22	105.7%
0805 PROPERTY TAX LIENS						
10108 0805 PROPERTY TAX LIENS	-8,400	-8,400	-8,634.60	-1,020.56	234.60	102.8%
0806 SUSPENSE BOOK TAX COLLECT						
10108 0806 SUSP BOOK TAX COLLECTIO	-15,000	-15,000	-10,335.79	-169.51	-4,664.21	68.9%*
0813 OUT OF ST MV PROGRAM						
10108 0813 OUT OF ST MV PROGRAM	-500,000	-500,000	.00	.00	-500,000.00	.0%*
TOTAL TAX OFFICE	-190,596,439-190,596,439-187,556,492.70		-1,173,319.69		-3,039,946.30	98.4%
TOTAL REVENUES	-190,596,439-190,596,439-187,556,492.70		-1,173,319.69		-3,039,946.30	

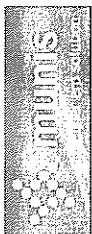


07/24/2020 10:46 842gala TOWN OF HAMDEN YEAR TO DATE REPORT

FOR 2020 12

ACCOUNTS FOR: TOWN CLERK'S OFFICE

	ORIGINAL ESTIM REV	REVISED EST REV	ACTUAL YTD REVENUE	ACTUAL MTD REVENUE	REMAINING REVENUE	PCT COLL
1005 R DOCUMENT FEES						
10310 1005 R DOCUMENT FEES	-750,000	-750,000	-633,520.70	-69,786.00	-116,479.30	84.5%*
1006 R VITAL STATISTICS						
10310 1006 R VITAL STATISTICS	-67,000	-67,000	-69,255.00	-5,630.00	2,255.00	103.4%
1008 R DOG FEES						
10310 1008 R DOG FEES	-14,000	-14,000	-13,117.00	-8,775.00	-883.00	93.7%*
1009 R CONVEYANCE FEES						
10310 1009 R CONVEYANCE FEES	-1,650,000	-1,650,000	-1,315,097.81	-118,667.96	-334,902.19	79.7%*
1011 MISCELLANEOUS						
10310 1011 MISCELLANEOUS	-35,000	-35,000	-41,083.19	-13,650.05	6,083.19	117.4%
TOTAL TOWN CLERK'S OFFICE	-2,516,000	-2,516,000	-2,072,073.70	-216,509.01	-443,926.30	82.4%
TOTAL REVENUES	-2,516,000	-2,516,000	-2,072,073.70	-216,509.01	-443,926.30	



TOWN OF HAMDEN
YEAR TO DATE REPORT

07/24/2020 10:46
842gala

FOR 2020 12

ACCOUNTS FOR:
011 PLANNING & ZONING

	ORIGINAL ESTIM REV	REVISED EST REV	ACTUAL YTD REVENUE	ACTUAL MTD REVENUE	REMAINING REVENUE	PCT COLL
1103 SALES-MAP & REGULATIONS						
10911 1103 SALES - MAP & REGULATIO	-4,500	-4,500	-5,620.00	-1,100.00	1,120.00	124.9%
1104 APPLICATIONS						
10911 1104 APPLICATIONS	-55,000	-55,000	-36,308.00	-8,507.00	-18,692.00	66.0%*
1105 INSPECTION FEES						
10911 1105 INSPECTION FEES	-750	-750	.00	.00	-750.00	.0%*
1301 ZBA PETITION FEES						
10911 1301 ZBA PETITION FEES	-4,000	-4,000	-3,278.00	-44.00	-722.00	82.0%*
1601 I.W.C. APPLICATIONS						
10911 1601 I.W.C. APPLICATIONS	-3,000	-3,000	-1,266.00	-394.00	-1,734.00	42.2%*
1602 STUDENT HOUSING						
10911 1602 STUDENT HOUSING	-60,000	-60,000	-67,900.00	-4,050.00	7,900.00	113.2%
1604 ANTI-BLIGHT FEES						
10911 1604 ANTI-BLIGHT FEES	-50,000	-50,000	-17,500.00	.00	-32,500.00	35.0%*
1605 SALE OF WETLAND SIGNS						
10911 1605 SALE OF WETLAND SIGNS	-150	-150	-114.00	.00	-36.00	76.0%*
1607 SALE OF ACQUIRED BLIGHT PROP.						
10911 1607 SALE OF ACQUIRED BLIGHT	-250,000	-250,000	.00	.00	-250,000.00	.0%*

07/24/2020 10:46
842gala

TOWN OF HAMDEN
YEAR TO DATE REPORT

7
glytdbud

FOR 2020 12

ACCOUNTS FOR:
011 PLANNING & ZONING

ORIGINAL ESTIM REV	REVISED EST REV	ACTUAL YTD REVENUE	ACTUAL MTD REVENUE	REMAINING REVENUE	PCT COLL
-427,400	-427,400	-131,986.00	-14,095.00	-295,414.00	30.9%
-427,400	-427,400	-131,986.00	-14,095.00	-295,414.00	

TOTAL PLANNING & ZONING

TOTAL REVENUES

07/24/2020 10:46
842gala

TOWN OF HAMDEN
YEAR TO DATE REPORT

P 8
glytdbud

FOR 2020 12

ACCOUNTS FOR:
012 PERSONNEL OFFICE

	ORIGINAL ESTIM REV	REVISED EST REV	ACTUAL YTD REVENUE	ACTUAL MTD REVENUE	REMAINING REVENUE	PCT COLL
1104 APPLICATIONS						
11212 1104 APPLICATIONS	-4,000	-4,000	-2,020.00	.00	-1,980.00	50.5%*
TOTAL PERSONNEL OFFICE	-4,000	-4,000	-2,020.00	.00	-1,980.00	50.5%
TOTAL REVENUES	-4,000	-4,000	-2,020.00	.00	-1,980.00	

07/24/2020 10:46
842gala

TOWN OF HAMDEN
YEAR TO DATE REPORT

P 9
glytdbud

FOR 2020 12

ACCOUNTS FOR:
019 ELDERLY SERVICES

	ORIGINAL ESTIM REV	REVISED EST REV	ACTUAL YTD REVENUE	ACTUAL MTD REVENUE	REMAINING REVENUE	PCT COLL
1901 PROGRAM FEES-ELD.SER.						
10519 1901 PROGRAM FEES-ELD.SER.	-2,000	-2,000	-970.00	.00	-1,030.00	48.5%*
TOTAL ELDERLY SERVICES	-2,000	-2,000	-970.00	.00	-1,030.00	48.5%
TOTAL REVENUES	-2,000	-2,000	-970.00	.00	-1,030.00	

07/24/2020 10:46
842gala

TOWN OF HAMDEN
YEAR TO DATE REPORT

P 10
glytdbud

FOR 2020 12

ACCOUNTS FOR:
023 ANIMAL CONTROL

	ORIGINAL ESTIM REV	REVISED EST REV	ACTUAL YTD REVENUE	ACTUAL MTD REVENUE	REMAINING REVENUE	PCT COLL
2301 ADOPTION / REDEMPTION FEES						
10623 2301 PENALTIES	-1,750	-1,750	-593.00	25.00	-1,157.00	33.9%*
TOTAL ANIMAL CONTROL	-1,750	-1,750	-593.00	25.00	-1,157.00	33.9%
TOTAL REVENUES	-1,750	-1,750	-593.00	25.00	-1,157.00	



TOWN OF HAMDEN
YEAR TO DATE REPORT

07/24/2020 10:46
842gala

FOR 2020 12

ACCOUNTS FOR:
024 POLICE DEPARTMENT

	ORIGINAL ESTIM REV	REVISED EST REV	ACTUAL YTD REVENUE	ACTUAL MTD REVENUE	REMAINING REVENUE	PCT COLL
2202 YOUTH SER. -REGIST. FEES						
10324 2202 YOUTH SER. -REGIST. FEES	-5,000	-5,000	-2,995.00	.00	-2,005.00	59.9%*
2401 POLICE EXTRA DUTY REVENUE						
10324 2401 POLICE EXTRA DUTY REVEN	-2,500,000	-2,500,000	-2,762,298.25	-281,882.37	262,298.25	110.5%
2402 REIMBURSEMENT GRANTS						
10402 2402 REIMBURSEMENT GRANTS	-7,000	-7,000	.00	.00	-7,000.00	.0%*
2403 R WEAPON PERMITS						
10324 2403 R WEAPON PERMITS	-18,000	-18,000	-10,640.00	-70.00	-7,360.00	59.1%*
2404 TRAFFIC ORD. VIOLATIONS						
10524 2404 TRAFFIC ORD VIOLATION	-20,000	-20,000	-2,775.00	-50.00	-17,225.00	13.9%*
2405 R BINGO & RAFFLE LICENSES						
10324 2405 R BINGO & RAFFLE LICENS	-250	-250	-305.00	-75.00	55.00	122.0%
2406 VENDOR & PREC. STONE PERM.						
10324 2406 R VENDOR & PREC. STONE	-8,000	-8,000	-2,735.00	-25.00	-5,265.00	34.2%*
2407 HPD REPORTS & RECORDS						
10324 2407 REPORTS & RECORDS	-6,000	-6,000	-6,453.10	-259.50	453.10	107.6%
2408 ALARM ORDINANCE FEES						
10324 2408 R ALARM ORDINANCE FEES	-55,000	-55,000	-43,465.80	-275.00	-11,534.20	79.0%*

07/24/2020 10:46
842gala


TOWN OF HAMDEN
YEAR TO DATE REPORT

P 12
glytbdud

FOR 2020 12

ACCOUNTS FOR:
024 POLICE DEPARTMENT

	ORIGINAL ESTIM REV	REVISED EST REV	ACTUAL YTD REVENUE	ACTUAL MTD REVENUE	REMAINING REVENUE	PCT COLL
2410 BKGRND CHKS & FINGERPRINT FEES						
10324 2410 BKGRND CHKS & FINGERPRI	-10,000	-10,000	-9,541.00	419.50	-459.00	95.4%
2411 VEHICLE - EXT. DUTY						
10324 2411 VEHICLE - EXT. DUTY	-150,000	-150,000	-119,518.75	-8,325.00	-30,481.25	79.7%
2412 MOVING VIOLATIONS-STATE REIM						
10324 2412 MOVING VIOLATIONS-STATE	-20,000	-20,000	-18,635.00	.00	-1,365.00	93.2%
TOTAL POLICE DEPARTMENT	-2,799,250	-2,799,250	-2,979,361.90	-290,542.37	180,111.90	106.4%
TOTAL REVENUES	-2,799,250	-2,799,250	-2,979,361.90	-290,542.37	180,111.90	




TOWN OF HAMDEN
YEAR TO DATE REPORT

07/24/2020 10:46
842gala

FOR 2020 12

ACCOUNTS FOR:
025 FIRE DEPARTMENT

	ORIGINAL ESTIM REV	REVISED EST REV	ACTUAL YTD REVENUE	ACTUAL MTD REVENUE	REMAINING REVENUE	PCT COLL
2501 CODE ENFORCEMENT						
10325 2501 CODE ENFORCEMENT	-18,000	-18,000	-15,216.07	.00	-2,783.93	84.5%*
2502 PARAMEDIC ASSIST						
10325 2502 PARAMEDIC ASSIST REIM	-250,000	-250,000	-158,347.58	-18,643.80	-91,652.42	63.3%*
2504 Q.U. EMT COVERAGE						
10325 2504 Q.U. EMT COVERAGE	-45,000	-45,000	-12,532.60	.00	-32,467.40	27.9%*
2507 PERMITS, LICENSES, ETC.						
10325 2507 R PERMITS, LICENSES, ET	-40,000	-40,000	-8,595.50	-1,105.50	-31,404.50	21.5%*
2509 FIRE MARSHALL PERMIT FEE						
10325 2509 FIRE MARSHALL PERMIT FE	-22,000	-22,000	-68,095.00	-940.00	46,095.00	309.5%
TOTAL FIRE DEPARTMENT	-375,000	-375,000	-262,786.75	-20,689.30	-112,213.25	70.1%
TOTAL REVENUES	-375,000	-375,000	-262,786.75	-20,689.30	-112,213.25	



TOWN OF HAMDEN
YEAR TO DATE REPORT

07/24/2020 10:46
842gala

FOR 2020 12

ACCOUNTS FOR:
BUILDING DEPARTMENT

	ORIGINAL ESTIM REV	REVISED EST REV	ACTUAL YTD REVENUE	ACTUAL MTD REVENUE	REMAINING REVENUE	PCT COLL
2601 BUILDING PERMITS						
10326 2601 R BUILDING PERMITS	-1,222,116	-1,222,116	-525,675.00	-19,718.00	-696,441.00	43.0%*
2602 PLUMBING PERMITS						
10326 2602 R PLUMBING PERMITS	-120,000	-120,000	-114,602.00	-2,692.00	-5,398.00	95.5%*
2603 ELECTRICAL PERMITS						
10326 2603 R ELECTRICAL PERMITS	-340,000	-340,000	-266,936.00	-11,531.00	-73,064.00	78.5%*
2604 HEATING PERMITS						
10326 2604 R HEATING PERMITS	-160,000	-160,000	-130,056.00	-10,319.00	-29,944.00	81.3%*
2605 SIGN PERMITS						
10326 2605 R SIGN PERMITS	-1,000	-1,000	.00	.00	-1,000.00	.0%*
2606 SWIMM.POOL PERMITS						
10326 2606 R SWIMMING POOL PERMITS	-1,000	-1,000	.00	.00	-1,000.00	.0%*
2608 CERTIFICATE OF OCCUPANCY						
10326 2608 R CERTIFICATE OF OCCUPA	-800	-800	-800.00	.00	.00	100.0%
TOTAL BUILDING DEPARTMENT	-1,844,916	-1,844,916	-1,038,069.00	-44,260.00	-806,847.00	56.3%
TOTAL REVENUES	-1,844,916	-1,844,916	-1,038,069.00	-44,260.00	-806,847.00	

07/24/2020 10:46
842gala

TOWN OF HAMDEN
YEAR TO DATE REPORT

P 15
glytdbud

FOR 2020 12

ACCOUNTS FOR:
030 PUBLIC WORKS

	ORIGINAL ESTIM REV	REVISED EST REV	ACTUAL YTD REVENUE	ACTUAL MTD REVENUE	REMAINING REVENUE	PCT COLL
3000 LANDFILL FEES						
10530 3000 TRANSFER STATION FEES	-250,000	-250,000	-46,280.00	.00	-203,720.00	18.5%*
3021 RECYCLE MATERIAL-SALES						
10530 3021 RECYCLE MATERIAL-SALES	-43,000	-43,000	-28,644.50	-2,987.55	-14,355.50	66.6%*
3025 MULCH						
10530 3025 MULCH	0	0	-50.00	.00	50.00	100.0%
3026 MATTRESS/TIRES						
10530 3026 MATTRESS/TIRES	-10,000	-10,000	.00	.00	-10,000.00	.0%*
3028 COMMUNITY GARDENS						
10530 3028 COMMUNITY GARDENS	0	0	-80.00	.00	80.00	100.0%
TOTAL PUBLIC WORKS	-303,000	-303,000	-75,054.50	-2,987.55	-227,945.50	24.8%
TOTAL REVENUES	-303,000	-303,000	-75,054.50	-2,987.55	-227,945.50	

FOR 2020 12

ACCOUNTS FOR:
032 ENGINEERING DEPARTMENT

	ORIGINAL ESTIM REV	REVISED EST REV	ACTUAL YTD REVENUE	ACTUAL MTD REVENUE	REMAINING REVENUE	PCT COLL
3201 SIDEWALK PERMITS						
10332 3201 SIDEWALK & DRIVEWAY PER	-2,500	-2,500	-3,050.00	-450.00	550.00	122.0%
3202 SIDEWALK LICENSES						
10332 3202 SIDEWALK & DRIVEWAY LIC	-2,500	-2,500	-3,100.00	-500.00	600.00	124.0%
3203 STREET PERMITS						
10332 3203 STREET EXCAVATION PERM	-40,000	-40,000	-24,367.50	-1,735.00	-15,632.50	60.9%*
3208 PLANNING & TOWN CLERK MAP						
10332 3208 MAP COPY	-260	-260	.00	.00	-260.00	.0%*
3209 MAP PHOTOCOPY						
10332 3209 PHOTOCOPY	-80	-80	-170.00	-20.00	90.00	212.5%
3212 GIS PLOT						
10332 3212 GIS PLOT	-320	-320	.00	.00	-320.00	.0%*
3214 PENALTIES						
10332 3214 PENALTIES	-2,000	-2,000	.00	.00	-2,000.00	.0%*
TOTAL ENGINEERING DEPARTMENT	-47,660	-47,660	-30,687.50	-2,705.00	-16,972.50	64.4%
TOTAL REVENUES	-47,660	-47,660	-30,687.50	-2,705.00	-16,972.50	

FOR 2020 12

ACCOUNTS FOR:
036 LIBRARY

	ORIGINAL ESTIM REV	REVISED EST REV	ACTUAL YTD REVENUE	ACTUAL MTD REVENUE	REMAINING REVENUE	PCT COLL
3601 FINES						
10536 3601 FINES	-12,000	-12,000	-6,600.64	-60.25	-5,399.36	55.0%*
3607 COPY PROGRAM REVENUE						
10536 3607 COPY PROGRAM REVENUE	-19,000	-19,000	-11,948.70	-88.30	-7,051.30	62.9%*
TOTAL LIBRARY	-31,000	-31,000	-18,549.34	-148.55	-12,450.66	59.8%
TOTAL REVENUES	-31,000	-31,000	-18,549.34	-148.55	-12,450.66	



TOWN OF HAMDEN
YEAR TO DATE REPORT

07/24/2020 10:46
842gala

FOR 2020 12

ACCOUNTS FOR:
037 RECREATION

	ORIGINAL ESTIM REV	REVISED EST REV	ACTUAL YTD REVENUE	ACTUAL MTD REVENUE	REMAINING REVENUE	PCT COLL
3701 SERVICES & SPECIAL PROJEC						
10537 3701 R SERVICES & SPEC. PROJE	-25,000	-25,000	-7,615.00	375.00	-17,385.00	30.5%*
3702 SWIMMING POOL						
10537 3702 SWIMMING POOL	0	0	-545.00	.00	545.00	100.0%
3705 LAUREL VIEW GOLF COURSE						
10537 3705 LAUREL VIEW GOLF COURSE	-25,000	-25,000	-25,000.00	.00	.00	100.0%
3706 LAUREL VIEW COUNTRY CLUB						
10537 3706 LAUREL VIEW COUNTRY CLU	-5,000	-5,000	-1,200.00	.00	-3,800.00	24.0%*
3710 REC SPEC PROGRAMS						
10537 3710 ARTS & REC SPEC PROGRAM	-150,000	-150,000	-40,365.19	.00	-109,634.81	26.9%*
TOTAL RECREATION	-205,000	-205,000	-74,725.19	375.00	-130,274.81	36.5%
TOTAL REVENUES	-205,000	-205,000	-74,725.19	375.00	-130,274.81	

07/24/2020 10:46
842gala

TOWN OF HAMDEN
YEAR TO DATE REPORT

P 19
glytdbud

FOR 2020 12

ACCOUNTS FOR:
050 BOARD OF EDUCATION

	ORIGINAL ESTIM REV	REVISED EST REV	ACTUAL YTD REVENUE	ACTUAL MTD REVENUE	REMAINING REVENUE	PCT COLL
9611 BOE MEDICAL REVENUE						
10950 9611 BOE MED. REIM..	-100,000	-100,000	-60,972.84	-17,828.77	-39,027.16	61.0%*
9619 SPEC ED EXCESS COST REV						
10950 9619 SPEC ED EXCESS_COST REV	0	0	.00	543,310.00	.00	.0%
9628 TERM LIFE REVENUE						
10950 9628 TERM LIFE REVENUE	-25,000	-25,000	-22,786.10	.00	-2,213.90	91.1%*
9630 MISCELLANEOUS						
10950 9630 MISCELLANEOUS	-1,201,000	-1,201,000	-1,201,879.96	-411.25	879.96	100.1%
TOTAL BOARD OF EDUCATION	-1,326,000	-1,326,000	-1,285,638.90	525,069.98	-40,361.10	97.0%
TOTAL REVENUES	-1,326,000	-1,326,000	-1,285,638.90	525,069.98	-40,361.10	



07/24/2020 10:46 TOWN OF HAMDEN
842gala YEAR TO DATE REPORT

FOR 2020 12

ACCOUNTS FOR:
095 STATE OF CONNECTICUT

	ORIGINAL ESTIM REV	REVISED EST REV	ACTUAL YTD REVENUE	ACTUAL MTD REVENUE	REMAINING REVENUE	PCT COLL
9502 PILOT: State Owned Property						
10495 9502 PILOT - STATE PROPERTY	-662,757	-662,757	-662,757.00	.00	.00	100.0%
9508 DISABILITY EXEMPTION						
10495 9508 DISABILITY EXEMPTION	-9,707	-9,707	-10,246.93	.00	539.93	105.6%
9510 PILOT: COLLEGE & HOSPITALS						
10495 9510 PILOT-COLLEGES & HOSP	-2,359,751	-2,359,751	-2,359,751.00	.00	.00	100.0%
9511 GRANTS FOR MUNICIPAL PROJECTS						
10495 9511 MRSA MUNICIPAL PROJECTS	-286,689	-286,689	-286,689.00	-286,689.00	.00	100.0%
9519 TELCOM ACCESS						
10495 9519 TELCOM ACCESS	-99,093	-99,093	-96,808.53	.00	-2,284.47	97.7%*
9520 PILOT-VETERANS EXEMPTION						
10495 9520 PILOT-VETERANS EXEMPTIQ	-139,505	-139,505	-120,983.23	.00	-18,521.77	86.7%*
9607 TOWN AID ROAD						
10495 9607 TOWN ROAD AID	-672,478	-672,478	-672,163.71	.00	-314.29	100.0%*
9623 MASHANTUCKET PEQUOT FUND						
10495 9623 MASHANTUCKET PEQUOT FUN	-725,946	-725,946	-725,946.00	-241,982.00	.00	100.0%
9641 MUNICIPAL STABILIZATION GRANT						
10495 9641 MUNICIPAL STABILIZATION	-1,646,236	-1,646,236	-1,646,236.00	.00	.00	100.0%



FOR 2020 12

ACCOUNTS FOR:
095 STATE OF CONNECTICUT


9642 MRS MV PROPERTY TAX

10495 9642 MRS MV PROPERTY TAX

TOTAL STATE OF CONNECTICUT

TOTAL REVENUES

	ORIGINAL ESTIM REV	REVISED EST REV	ACTUAL YTD REVENUE	ACTUAL MTD REVENUE	REMAINING REVENUE	PCT COLL
	-95,062	-95,062	-95,062.00	.00	.00	100.0%
	-6,697,224	-6,697,224	-6,676,643.40	-528,671.00	-20,580.60	99.7%
	-6,697,224	-6,697,224	-6,676,643.40	-528,671.00	-20,580.60	



	ORIGINAL ESTIM REV	REVISED EST REV	ACTUAL YTD REVENUE	ACTUAL MTD REVENUE	REMAINING REVENUE	PCT COLL
9602 ADULT EDUCATION						
10496 9602 ADULT EDUCATION	-264,455	-264,455	-282,984.00	.00	18,529.00	107.0%
9604 MAGNET SCHOOLS						
10496 9604 MAGNET SCHOOLS	-15,600	-15,600	-26,000.00	.00	10,400.00	166.7%
9610 NON-PUBLIC SCH.HEALTH SER						
10496 9610 NON-PUBLIC SCHOOL HEALTH	-111,697	-111,697	-112,530.00	.00	833.00	100.7%
9614 E.C.S.GRANT						
10496 9614 E.C.S. GRANT	-23,030,761	-23,030,761	-22,937,247.00	.00	-93,514.00	99.6%*
TOTAL EDUCATION-STATE OF CONN.	-23,422,513	-23,422,513	-23,358,761.00	.00	-63,752.00	99.7%
TOTAL REVENUES	-23,422,513	-23,422,513	-23,358,761.00	.00	-63,752.00	

07/24/2020 10:46
842gala

TOWN OF HAMDEN
YEAR TO DATE REPORT

P 23
glytdbud

FOR 2020 12

ACCOUNTS FOR:
097 MISCELLANEOUS

	ORIGINAL ESTIM REV	REVISED EST REV	ACTUAL YTD REVENUE	ACTUAL MTD REVENUE	REMAINING REVENUE	PCT COLL
9637 SCHOLL BUS TRAFFIC ENFORCEMENT						
10497 9637 SCHOLL BUS TRAFFIC ENFO	-60,000	-60,000	-16,140.20	.00	-43,859.80	26.9%*
9701 PILOT - GREATER NEW HAVEN WPCA						
10497 9701 PILOT - GREATER NEW HAV	-73,300	-73,300	-73,300.00	-36,650.00	.00	100.0%
9703 WTR.AUTH.IN LIEU OF TAXES						
10497 9703 PILOT-WATER AUTHORITY	-1,339,013	-1,339,013	-1,213,648.34	.00	-125,364.66	90.6%*
9708 QUINNIPIAC UNIVERSITY						
10497 9708 QUINNIPIAC UNIVERSITY	-2,100,000	-2,100,000	.00	.00	-2,100,000.00	.0%*
9708Y YALE UNIVERSITY						
10497 9708Y YALE UNIVERSITY	-100,000	-100,000	.00	.00	-100,000.00	.0%*
9714 TOWN PROJECT REIMBURSEMENT						
10497 9714 TOWN PROJECT REIMBURSEM	-950,000	-950,000	.00	.00	-950,000.00	.0%*
TOTAL MISCELLANEOUS	-4,622,313	-4,622,313	-1,303,088.54	-36,650.00	-3,319,224.46	28.2%
TOTAL REVENUES	-4,622,313	-4,622,313	-1,303,088.54	-36,650.00	-3,319,224.46	

07/24/2020 10:46
8429ala

TOWN OF HANDEN
YEAR TO DATE REPORT

P 24
glytbdud

FOR 2020 12

ACCOUNTS FOR:
305 ACCTS. RECEIVABLE-OTHER

ORIGINAL ESTIM REV
REVISED EST REV
ACTUAL YTD REVENUE
ACTUAL MTD REVENUE
REMAINING REVENUE
PCT COLL

3069 EXTRA DUTY INTEREST

11305 3069 EXTRA DUTY INTEREST

TOTAL ACCTS. RECEIVABLE-OTHER

TOTAL REVENUES

0	0	-32,111.52	-1,068.18	32,111.52	100.0%
0	0	-32,111.52	-1,068.18	32,111.52	100.0%
0	0	-32,111.52	-1,068.18	32,111.52	

FOR 2020 12

ORIGINAL ESTIM REV	REVISED EST REV	ACTUAL YTD REVENUE	ACTUAL MTD REVENUE	REMAINING REVENUE	PCT COLL
-236,461,615-236,461,615-227,855,711.81	-236,461,615-227,855,711.81	-1,847,857.32	-8,605,903.19	96.4%	
** END OF REPORT - Generated by Rick Galarza **					

Financial Footnote

The financial reports and statements on the Town of Hamden's web pages are historical information that present the financial position as of their particular date. Each Revenue and Expenditure financial report and statement is subject to change at the sole discretion of the Town and without notice during the fiscal year.

This unaudited financial information set forth is informational only. Adjustments and modifications to the financial statements may be identified during the course of audit work, which could result in significant differences from this preliminary unaudited financial information. As such, unaudited information contained on this website has been included for general information purposes only and the information is not intended to be the basis of, and should not be relied upon in making an investment in Hamden obligations.