



TOWN OF HAMDEN
YEAR TO DATE REPORT

06/14/2022 13:57
842ga1a

FOR 2022 10


ACCOUNTS FOR:
001 COMMUNITY SERVICES- ARTS

	ORIGINAL ESTIM REV	REVISED EST REV	ACTUAL YTD REVENUE	ACTUAL MTD REVENUE	REMAINING REVENUE	PCT COLL
3101XA BOE REIMBURSEMENT ARTS						
12001 3101XA BOE ARTS	-36,667	-36,667	.00	.00	-36,667.00	.0%*
9630 MISCELLANEOUS						
12001 9630 MISC REV	-22,500	-22,500	.00	.00	-22,500.00	.0%*
TOTAL COMMUNITY SERVICES- ARTS	-59,167	-59,167	.00	.00	-59,167.00	.0%
TOTAL REVENUES	-59,167	-59,167	.00	.00	-59,167.00	

FOR 2022 10

ACCOUNTS FOR:
001 COMMUNITY SERVICES- ARTS

	ORIGINAL ESTIM REV	REVISED EST REV	ACTUAL YTD REVENUE	ACTUAL MTD REVENUE	REMAINING REVENUE	PCT COLL
3101XA BOE REIMBURSEMENT ARTS						
12001 3101XA BOE ARTS	-36,667	-36,667	.00	.00	-36,667.00	.0%*
9630 MISCELLANEOUS						
12001 9630 MISC REV	-22,500	-22,500	.00	.00	-22,500.00	.0%*
TOTAL COMMUNITY SERVICES- ARTS	-59,167	-59,167	.00	.00	-59,167.00	.0%
TOTAL REVENUES	-59,167	-59,167	.00	.00	-59,167.00	



FOR 2022 10

ACCOUNTS FOR: 005 FINANCE OFFICE	ORIGINAL ESTIM REV	REVISED EST REV	ACTUAL YTD REVENUE	ACTUAL MTD REVENUE	REMAINING REVENUE	PCT COLL
0502 INCOME ON INVESTMENTS						
10705_0502 INCOME ON	-250,000	-250,000	-21,531.76	-4,697.62	-228,468.24	8.6%*
0504 RELOCATION REIMB.						
10905_0504 RELO REIM	-15,000	-15,000	-7,453.00	-240.00	-7,547.00	49.7%*
0507 MISCELLANEOUS						
10905_0507 MISCELLANE	-295,000	-763,422	-1,508,357.82	-49.76	744,935.82	197.6%
0508 OTHER RENT						
10505_0508 OTHER RENT	-7,000	-7,000	-5,700.00	-550.00	-1,300.00	81.4%*
0539 SALE OF SURPLUS ASSETS						
10705_0539 SALE ASSET	-20,000	-20,000	.00	.00	-20,000.00	.0%*
TOTAL FINANCE OFFICE	-587,000	-1,055,422	-1,543,042.58	-5,537.38	487,620.58	146.2%
TOTAL REVENUES	-587,000	-1,055,422	-1,543,042.58	-5,537.38	487,620.58	

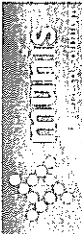


FOR 2022 10

ACCOUNTS FOR:	ORIGINAL ESTIM REV	REVISED EST REV	ACTUAL YTD REVENUE	ACTUAL MTD REVENUE	REMAINING REVENUE	PCT COLL
006 ASSESSOR'S OFFICE						
0601 MAP REPRODUCTIONS						
10506_0601_FEES/REPRO	-500	-500	-222.00	-62.00	-278.00	44.4%*
TOTAL ASSESSOR'S OFFICE	-500	-500	-222.00	-62.00	-278.00	44.4%
TOTAL REVENUES	-500	-500	-222.00	-62.00	-278.00	



ACCOUNTS FOR: 008 TAX OFFICE	ORIGINAL ESTIM REV	REVISED EST REV	ACTUAL YTD REVENUE	ACTUAL MTD REVENUE	REMAINING REVENUE	PCT COLL
0801 R CURRENT TAXES						
10108 0801 CURRENT TA	-198,983,237-198,983,237	-195,587,970.59	-414,936.15	-3,395,266.41	98.3%*	
0802 BACK TAXES						
10108 0802 BACK TAXES	-2,050,000	-2,050,000	-2,986,136.40	-296,296.57	936,136.40	145.7%
0802S MOTOR VEHICLE						
10108 0802S MOTOR VEH	-13,000,000	-13,000,000	-13,334,757.06	-156,832.95	334,757.06	102.6%
0803 SUPPLEMENTAL MOTOR VEHICL						
10108 0803 SUPPLEMENT	-2,000,000	-2,000,000	-2,273,932.34	-92,261.23	273,932.34	113.7%
0804 INTEREST PROPERTY TAXES						
10108 0804 INTEREST -	-1,100,000	-1,100,000	-1,338,585.88	-201,604.28	238,585.88	121.7%
0805 PROPERTY TAX LIENS						
10108 0805 PROPERTY T	-8,900	-8,900	-10,067.96	-652.00	1,167.96	113.1%
0806 SUSPENSE BOOK TAX COLLECT						
10108 0806 SUSP BOOK	-25,000	-25,000	-63,400.83	-12,779.87	38,400.83	253.6%
TOTAL TAX OFFICE	-217,167,137-217,167,137	-215,594,851.06	-1,175,363.05	-1,572,285.94	99.3%	
TOTAL REVENUES	-217,167,137-217,167,137	-215,594,851.06	-1,175,363.05	-1,572,285.94		




FOR 2022 10

ACCOUNTS FOR:
010 TOWN CLERK'S OFFICE

	ORIGINAL ESTIM REV	REVISED EST REV	ACTUAL YTD REVENUE	ACTUAL MTD REVENUE	REMAINING REVENUE	PCT COLL
1005 R DOCUMENT FEES						
10310 1005 DOCUMENT F	-850,000	-850,000	-711,778.00	-180.00	-138,222.00	83.7%*
1006 R VITAL STATISTICS						
10310 1006 VITAL STAT	-72,000	-72,000	-61,938.00	.00	-10,062.00	86.0%*
1008 R DOG FEES						
10310 1008 DOG FEES	-14,000	-14,000	-4,787.00	.00	-9,213.00	34.2%*
1009 R CONVEYANCE FEES						
10310 1009 CONVEYANCE	-1,400,000	-1,400,000	-1,648,086.86	.00	248,086.86	117.7%
1011 MISCELLANEOUS						
10310 1011 MISCELLANE	-60,000	-60,000	-47,858.40	.00	-12,141.60	79.8%*
TOTAL TOWN CLERK'S OFFICE	-2,396,000	-2,396,000	-2,474,448.26	-180.00	78,448.26	103.3%
TOTAL REVENUES	-2,396,000	-2,396,000	-2,474,448.26	-180.00	78,448.26	



ACCOUNTS FOR: 011 PLANNING & ZONING	ORIGINAL ESTIM REV	REVISED EST REV	ACTUAL YTD REVENUE	ACTUAL MTD REVENUE	REMAINING REVENUE	PCT COLL
1103 SALES-MAP & REGULATIONS						
10911 1103 SALES - MA	-3,500	-3,500	-3,210.00	-620.00	-290.00	91.7%*
1104 APPLICATIONS						
10911 1104 APPLICATIO	-45,000	-45,000	-22,778.22	-2,560.00	-22,221.78	50.6%*
1105 INSPECTION FEES						
10911 1105 INSP. FEES	-250	-250	.00	.00	-250.00	.0%*
1301 ZBA PETITION FEES						
10911 1301 ZBA PET FE	-3,000	-3,000	-2,032.00	-640.00	-968.00	67.7%*
1601 I.W.C. APPLICATIONS						
10911 1601 IWC APPLIC	-1,240	-1,240	-2,503.00	-1,070.00	1,263.00	201.9%
1602 STUDENT HOUSING						
10911 1602 STDNT HSNB	-60,000	-60,000	-1,350.00	.00	-58,650.00	2.3%*
1604 ANTI-BLIGHT FEES						
10911 1604 ANTI-BLIGH	-30,000	-30,000	.00	.00	-30,000.00	.0%*
1605 SALE OF WETLAND SIGNS						
10911 1605 SALE-SIGNS	-100	-100	-12.00	.00	-88.00	12.0%*
1607 SALE OF ACQUIRED BLIGHT PROP.						
10911 1607 BLIGHT PROP	-30,000	-30,000	.00	.00	-30,000.00	.0%*



TOWN OF HAMDEN
YEAR TO DATE REPORT

06/14/2022 13:57
842gala

FOR 2022 10

ACCOUNTS FOR:
011 PLANNING & ZONING

REMAINING REVENUE PCT COLL

TOTAL PLANNING & ZONING	ORIGINAL ESTIM REV	REVISED EST REV	ACTUAL YTD REVENUE	ACTUAL MTD REVENUE	REMAINING REVENUE	PCT COLL
	-173,090	-173,090	-31,885.22	-4,890.00	-141,204.78	18.4%
TOTAL REVENUES	-173,090	-173,090	-31,885.22	-4,890.00	-141,204.78	



TOWN OF HAMDEN
YEAR TO DATE REPORT

06/14/2022 13:57
842gala

FOR 2022 10

ACCOUNTS FOR:
012 PERSONNEL OFFICE

REMAINING
REVENUE

ACTUAL YTD
REVENUE

ACTUAL MTD
REVENUE

REVISSED
EST REV

ORIGINAL
ESTIM REV

PCT
COLL

1104 APPLICATIONS

11212_1104	APPLICATIO	-1,500	-1,500	-4,100.00	.00	2,600.00	273.3%
TOTAL PERSONNEL OFFICE		-1,500	-1,500	-4,100.00	.00	2,600.00	273.3%
TOTAL REVENUES		-1,500	-1,500	-4,100.00	.00	2,600.00	



FOR 2022 10

ACCOUNTS FOR:
019 ELDERLY SERVICES

	ORIGINAL ESTIM REV	REVISED EST REV	ACTUAL YTD REVENUE	ACTUAL MTD REVENUE	REMAINING REVENUE	PCT COLL
1901 PROGRAM FEES-ELD.SER.						
10519_1901_PROGRAM_FE	-500	-500	-430.00	.00	-70.00	86.0%*
TOTAL ELDERLY SERVICES	-500	-500	-430.00	.00	-70.00	86.0%
TOTAL REVENUES	-500	-500	-430.00	.00	-70.00	



FOR 2022 10

ACCOUNTS FOR:	ORIGINAL ESTIM REV	REVISED EST REV	ACTUAL YTD REVENUE	ACTUAL MTD REVENUE	REMAINING REVENUE	PCT COLL
023 ANIMAL CONTROL	-1,000	-1,000	-2,325.00	120.00	1,325.00	232.5%
TOTAL ANIMAL CONTROL	-1,000	-1,000	-2,325.00	120.00	1,325.00	232.5%
TOTAL REVENUES	-1,000	-1,000	-2,325.00	120.00	1,325.00	

2301 ADOPTION / REDEMPTION FEES

10623 2301 PENALTIES	-1,000	-1,000	-2,325.00	120.00	1,325.00	232.5%
TOTAL ANIMAL CONTROL	-1,000	-1,000	-2,325.00	120.00	1,325.00	232.5%
TOTAL REVENUES	-1,000	-1,000	-2,325.00	120.00	1,325.00	



TOWN OF HAMDEN
YEAR TO DATE REPORT

06/14/2022 13:57
842gaia

FOR 2022 10

ACCOUNTS FOR: POLICE DEPARTMENT	ORIGINAL ESTIM REV	REVISED EST REV	ACTUAL YTD REVENUE	ACTUAL MTD REVENUE	REMAINING REVENUE	PCT COLL
2202 YOUTH SER. - REGIST. FEES						
10324 2202 YOUTH SER.	-2,500	-2,500	.00	.00	-2,500.00	.0%*
2401 POLICE EXTRA DUTY REVENUE						
10324 2401 POLICE EXT	-2,400,000	-2,400,000	-2,403,897.80	-412,901.91	3,897.80	100.2%
2402 REIMBURSEMENT GRANTS						
10402 2402 REIM GRANT	-13,625	-13,625	-1,389.60	.00	-12,235.40	10.2%*
2403 R WEAPON PERMITS						
10324 2403 WEAPON PER	-20,000	-20,000	-20,090.00	-1,190.00	90.00	100.5%
2404 TRAFFIC ORDI. VIOLATIONS						
10624 2404 TRAFFIC OR	-2,500	-2,500	-1,805.00	-100.00	-695.00	72.2%*
2405 R BINGO & RAFFLE LICENSES						
10324 2405 BINGO & RA	-250	-250	-270.00	-75.00	20.00	108.0%
2406 VENDOR & PREC. STONE PERM.						
10324 2406 VENDOR & P	-2,000	-2,000	-3,340.00	-700.00	1,340.00	167.0%
2407 HPD REPORTS & RECORDS						
10924 2407 REP/RECORD	-4,500	-4,500	-4,662.50	-433.00	162.50	103.6%
2408 ALARM ORDINANCE FEES						
10324 2408 ALARM ORD	-40,000	-40,000	-32,833.00	-1,083.00	-7,167.00	82.1%*



FOR 2022 10

ACCOUNTS FOR: 024 POLICE DEPARTMENT	ORIGINAL ESTIM REV	REVISED EST REV	ACTUAL YTD REVENUE	ACTUAL MTD REVENUE	REMAINING REVENUE	PCT COLL
2410 BKGRND CHKS & FINGERPRINT FEES						
10324 2410 BKGRND CHK	-10,000	-10,000	-2,465.50	-100.00	-8,534.50	14.1%*
2411 VEHICLE - EXT. DUTY						
10324 2411 VEHICLE	-75,000	-75,000	-98,637.50	-15,025.00	23,637.50	131.5%
2412 MOVING VIOLATIONS-STATE REIM						
10324 2412 MVNG VIOL.	-5,000	-5,000	-27,032.50	-1,977.50	22,032.50	540.7%
TOTAL POLICE DEPARTMENT	-2,575,375	-2,575,375	-2,596,423.40	-433,585.41	19,989.40	100.8%
TOTAL REVENUES	-2,575,375	-2,575,375	-2,596,423.40	-433,585.41	19,989.40	



TOWN OF HAMDEN
YEAR TO DATE REPORT

06/14/2022 13:57
842gala

FOR 2022 10

ACCOUNTS FOR: 025 FIRE DEPARTMENT	ORIGINAL ESTIM REV	REVISED EST REV	ACTUAL YTD REVENUE	ACTUAL MTD REVENUE	REMAINING REVENUE	PCT COLL
2501 CODE ENFORCEMENT						
10325 2501 CODE ENF.	-18,000	-18,000	-18,408.21	.00	408.21	102.3%
2502 PARAMEDIC ASSIST						
10325 2502 PARAMEDIC	-185,000	-185,000	-149,738.52	-22,878.33	-35,261.48	80.9%*
2504 Q.U. EMT COVERAGE						
10325 2504 Q.U. EMT	-39,000	-39,000	.00	.00	-39,000.00	.0%*
2507 PERMITS, LICENSES, ETC.						
10325 2507 PERMITS, L	-25,000	-25,000	-7,683.50	-982.00	-17,316.50	30.7%*
2509 FIRE MARSHALL PERMIT FEE						
10325 2509 PERMIT FEE	-50,000	-50,000	-122,842.00	-4,730.00	72,842.00	245.7%
TOTAL FIRE DEPARTMENT	-317,000	-317,000	-298,672.23	-28,590.33	-18,327.77	94.2%
TOTAL REVENUES	-317,000	-317,000	-298,672.23	-28,590.33	-18,327.77	



06/14/2022 13:57
842gala

TOWN OF HAMDEN
YEAR TO DATE REPORT

P 14
glytbdud

FOR 2022 10

ACCOUNTS FOR: 026 BUILDING DEPARTMENT	ORIGINAL ESTIM REV	REVISED EST REV	ACTUAL YTD REVENUE	ACTUAL MTD REVENUE	REMAINING REVENUE	PCT COLL
2601 BUILDING PERMITS						
10326 2601 BUILDING P	-800,000	-800,000	-651,936.22	-15,363.00	-148,063.78	81.5%*
2602 PLUMBING PERMITS						
10326 2602 PLUMBING P	-60,000	-60,000	-66,562.00	-194.00	6,562.00	110.9%
2603 ELECTRICAL PERMITS						
10326 2603 ELECTRICAL	-145,000	-145,000	-222,343.02	-11,811.00	77,343.02	153.3%
2604 HEATING PERMITS						
10326 2604 HEATING PE	-143,000	-143,000	-165,780.00	.00	22,780.00	115.9%
2605 SIGN PERMITS						
10326 2605 SIGN PERMI	-1,500	-1,500	.00	.00	-1,500.00	.0%*
2606 SWIMM. POOL PERMITS						
10326 2606 SWIMMING P	-4,000	-4,000	.00	.00	-4,000.00	.0%*
2608 CERTIFICATE OF OCCUPANCY						
10326 2608 CERTIFICAT	-1,000	-1,000	-25.00	.00	-975.00	2.5%*
TOTAL BUILDING DEPARTMENT	-1,154,500	-1,154,500	-1,106,646.24	-27,368.00	-47,853.76	95.9%
TOTAL REVENUES	-1,154,500	-1,154,500	-1,106,646.24	-27,368.00	-47,853.76	



FOR 2022 10


ACCOUNTS FOR: 030 PUBLIC WORKS	ORIGINAL ESTIM REV	REVISED EST REV	ACTUAL YTD REVENUE	ACTUAL MTD REVENUE	REMAINING REVENUE	PCT COLL
3000 LANDFILL FEES						
10530_3000 TRANSFER S	-60,000	-60,000	-40,800.00	-720.00	-19,200.00	68.0%*
3002 TRANSFER STATION FEES COMM.						
10530_3002 COMMERCIAL	-100,000	-100,000	.00	.00	-100,000.00	.0%*
3021 RECYCLE MATERIAL-SALES						
10530_3021 RECYCLE_MA	-40,000	-40,000	-41,296.82	.00	1,296.82	103.2%
3028 COMMUNITY GARDENS						
10530_3028 GARDENS	0	0	-140.00	.00	140.00	100.0%
TOTAL PUBLIC WORKS	-200,000	-200,000	-82,236.82	-720.00	-117,763.18	41.1%
TOTAL REVENUES	-200,000	-200,000	-82,236.82	-720.00	-117,763.18	



FOR 2022 10

ACCOUNTS FOR:
032 ENGINEERING DEPARTMENT

	ORIGINAL ESTIM REV	REVISED EST REV	ACTUAL YTD REVENUE	ACTUAL MTD REVENUE	REMAINING REVENUE	PCT COLL
3201 SIDEWALK PERMITS						
10332 3201 SIDEWALK_P	-3,200	-3,200	-1,800.00	.00	-1,400.00	56.3%*
3202 SIDEWALK LICENSES						
10332 3202 SIDEWALK_L	-3,125	-3,125	-500.00	-100.00	-2,625.00	16.0%*
3203 STREET PERMITS						
10332 3203 ST_EXC_P	-41,563	-41,563	-21,787.50	-95.00	-19,775.50	52.4%*
3208 PLANNING & TOWN CLERK MAP						
10332 3208 MAP_COPY	-325	-325	.00	.00	-325.00	.0%*
3209 MAP PHOTOCOPY						
10332 3209 PHOTOCOPY	-125	-125	-120.00	.00	-5.00	96.0%*
3213 GIS DATA						
10332 3213 GIS_DATA	-200	-200	.00	.00	-200.00	.0%*
3214 PENALTIES						
10332 3214 PENALTIES	-2,500	-2,500	-6,778.04	.00	4,278.04	271.1%
TOTAL ENGINEERING DEPARTMENT	-51,038	-51,038	-30,985.54	-195.00	-20,052.46	60.7%
TOTAL REVENUES	-51,038	-51,038	-30,985.54	-195.00	-20,052.46	




TOWN OF HAMDEN
YEAR TO DATE REPORT

06/14/2022 13:57
842gala

FOR 2022 10

ACCOUNTS FOR: LIBRARY	ORIGINAL ESTIM REV	REVISED EST REV	ACTUAL YTD REVENUE	ACTUAL MTD REVENUE	REMAINING REVENUE	PCT COLL
3601 FINES						
10536 3601 FINES	0	0	-537.02	-11.50	537.02	100.0%
3607 COPY PROGRAM REVENUE						
10536 3607 COPY REV	-8,000	-8,000	-6,112.76	-608.00	-1,887.24	76.4%*
TOTAL LIBRARY	-8,000	-8,000	-6,649.78	-619.50	-1,350.22	83.1%
TOTAL REVENUES	-8,000	-8,000	-6,649.78	-619.50	-1,350.22	



ACCOUNTS FOR: 037 RECREATION	ORIGINAL ESTIM REV	REVISED EST REV	ACTUAL YTD REVENUE	ACTUAL MTD REVENUE	REMAINING REVENUE	PCT COLL
3701 SERVICES & SPECIAL PROJEC						
10537 3701 SERVICES &	-20,000	-20,000	-2,747.00	.00	-17,253.00	13.7%*
3702 SWIMMING POOL						
10537 3702 SWIMMING P	-20,000	-20,000	.00	.00	-20,000.00	.0%*
3705 LAUREL VIEW GOLF COURSE						
10537 3705 LAUREL VIE	-25,000	-25,000	-50,000.00	.00	25,000.00	200.0%
3710 REC SPEC PROGRAMS						
10537 3710 PARK & REC	-45,000	-45,000	-46,184.38	-21,255.00	1,184.38	102.6%
TOTAL RECREATION	-110,000	-110,000	-98,931.38	-21,255.00	-11,068.62	89.9%
TOTAL REVENUES	-110,000	-110,000	-98,931.38	-21,255.00	-11,068.62	

06/14/2022 13:57
842gala

TOWN OF HAMDEN
YEAR TO DATE REPORT

P 19
glytbdud

FOR 2022 10

ACCOUNTS FOR:
050 BOARD OF EDUCATION

REMAINING
REVENUE PCT
COLL

ACTUAL MTD
REVENUE

ACTUAL YTD
REVENUE

REVISED
EST REV

ORIGINAL
ESTIM REV

9611 BOE MEDICAL REVENUE

10950_9611 BOE MED RE

5,559.74 101.9%

.00

-305,559.74

-300,000

-300,000

9612 BOE WORKERS COMP REIM

10950_9612 WRK_COMP_R

417.88 100.0%

.00

-417.88

0

0

9619 SPEC ED EXCESS COST REV

10950_9619 SPEC_EDUC.

1,743,432.00 100.0%

.00

-1,743,432.00

0

0

10950_9628 TERM_LIFE

-1,269.66 94.9%*

-19.80

-23,730.34

-25,000

-25,000

9630 MISCELLANEOUS

10950_9630 MISC_REV

-1,749,304.00 .0%*

.00

-696.00

-1,750,000

-1,750,000

TOTAL BOARD OF EDUCATION

-1,164.04 99.9%

-19.80

-2,073,835.96

-2,075,000

-2,075,000

TOTAL REVENUES

-1,164.04

-19.80

-2,073,835.96

-2,075,000

-2,075,000



FOR 2022 10

ACCOUNTS FOR: 095 STATE OF CONNECTICUT	ORIGINAL ESTIM REV	REVISED EST REV	ACTUAL YTD REVENUE	ACTUAL MTD REVENUE	REMAINING REVENUE	PCT COLL
9502 PILOT: State Owned Property						
10495_9502 PILOT - ST	-1,562,757	-1,562,757	.00	.00	-1,562,757.00	.0%*
9508 DISABILITY EXEMPTION						
10495_9508 DISABILITY	-10,247	-10,247	-10,154.77	.00	-92.23	99.1%*
9510 PILOT: COLLEGE & HOSPITALS						
10495_9510 PILOT-COLL	-4,359,751	-4,359,751	-4,441,600.97	.00	81,849.97	101.9%
9511 GRANTS FOR MUNICIPAL PROJECTS						
10495_9511 MRSA MUN P	-286,689	-286,689	-1,578,384.96	.00	1,291,695.96	550.6%
9519 TELCOM ACCESS						
10495_9519 TELCOM ACC	-96,808	-96,808	-88,317.87	.00	-8,490.13	91.2%*
9520 PILOT-VETERANS EXEMPTION						
10495_9520 PILOT-VETE	-120,983	-120,983	-116,327.46	.00	-4,655.54	96.2%*
9607 TOWN AID ROAD						
10495_9607 ROAD AID	-671,515	-671,515	-669,372.27	.00	-2,142.73	99.7%*
9623 MASHANTUCKET PEQUOT FUND						
10495_9623 MASHANTUCK	-725,946	-725,946	-483,964.00	-241,982.00	-241,982.00	66.7%*
9641 MUNICIPAL STABILIZATION GRANT						
10495_9641 MSG	-1,646,236	-1,646,236	-1,646,236.00	.00	.00	100.0%



TOWN OF HANDEN
YEAR TO DATE REPORT

06/14/2022 13:57
8429ala

FOR 2022 10

ACCOUNTS FOR:	ORIGINAL ESTIM REV	REVISED EST REV	ACTUAL YTD REVENUE	ACTUAL MTD REVENUE	REMAINING REVENUE	PCT COLL
STATE OF CONNECTICUT						
9642 MRS MV PROPERTY TAX						
10495-9642 MV PROP TA	-945,574	-945,574	-945,574.00	.00	.00	100.0%
TOTAL STATE OF CONNECTICUT	-10,426,506	-10,426,506	-9,979,932.30	-241,982.00	-446,573.70	95.7%
TOTAL REVENUES	-10,426,506	-10,426,506	-9,979,932.30	-241,982.00	-446,573.70	

06/14/2022 13:57
842gala

TOWN OF HAMDEN
YEAR TO DATE REPORT

P 22
glytdbud

FOR 2022 10

ACCOUNTS FOR:
096 EDUCATION-STATE OF CONN.

REMAINING
REVENUE

ACTUAL YTD
REVENUE

ACTUAL YTD
REVENUE

REVISED
EST REV

ORIGINAL
ESTIM REV

ACTUAL MTD
REVENUE

PCT
COLL

9602 ADULT EDUCATION

10496 9602 ADULT EDUC

-91,406.00

.00

-223,315.00

-314,721

-314,721

71.0%*

9604 MAGNET SCHOOLS

10496 9604 MAGNET SCH

-5,200.00

.00

-10,400.00

-15,600

-15,600

66.7%*

9610 NON-PUBLIC SCH.HEALTH SER

10496 9610 NON-PUBLIC

15,851.00

.00

-132,467.00

-116,616

-116,616

113.6%

9614 E.C.S.GRANT

10496 9614 E.C.S. GRA

153,547.00

-11,575,414.00

-23,090,794.00

-22,937,247

-22,937,247

100.7%

TOTAL EDUCATION-STATE OF CONN.

72,792.00

-11,575,414.00

-23,456,976.00

-23,384,184

-23,384,184

100.3%

TOTAL REVENUES

72,792.00

-11,575,414.00

-23,456,976.00

-23,384,184

-23,384,184



FOR 2022 10

ACCOUNTS FOR:	ORIGINAL ESTIM REV	REVISED EST REV	ACTUAL YTD REVENUE	ACTUAL MTD REVENUE	REMAINING REVENUE	PCT COLL
MISCELLANEOUS						
9637 SCHOLL BUS TRAFFIC ENFORCEMENT						
10497 9637 SCH BUS EN	-7,000	-7,000	-10,119.80	-3,564.00	3,119.80	144.6%
9701 PILOT - GREATER NEW HAVEN WPCA						
10497 9701 PILOT NHWP	-73,300	-73,300	-36,650.00	.00	-36,650.00	50.0%*
9703 WTR.AUTH. IN LIEU OF TAXES						
10497 9703 PILOT-WATE	-1,291,158	-1,291,158	-1,297,507.08	.00	6,349.08	100.5%
9708 QUINNIPIAC UNIVERSITY						
10497 9708 QUIN. UNIV	-350,000	-350,000	.00	.00	-350,000.00	.0%*
9708Y YALE UNIVERSITY						
10497 9708Y YALE UNIC	-10,000	-10,000	.00	.00	-10,000.00	.0%*
TOTAL MISCELLANEOUS	-1,731,458	-1,731,458	-1,344,276.88	-3,564.00	-387,181.12	77.6%
TOTAL REVENUES	-1,731,458	-1,731,458	-1,344,276.88	-3,564.00	-387,181.12	



TOWN OF HAMDEN
YEAR TO DATE REPORT

06/14/2022 13:57
842gala

FOR 2022 10

ACCOUNTS FOR:	ORIGINAL ESTIM REV	REVISED EST REV	ACTUAL YTD REVENUE	ACTUAL MTD REVENUE	REMAINING REVENUE	PCT COLL
305 ACCTS. RECEIVABLE-OTHER						
3069 EXTRA DUTY INTEREST						
11305 3069 EX.DTY INT	0	0	-2,979.62	-169.73	2,979.62	100.0%
TOTAL ACCTS. RECEIVABLE-OTHER	0	0	-2,979.62	-169.73	2,979.62	100.0%
TOTAL REVENUES	0	0	-2,979.62	-169.73	2,979.62	

06/14/2022 13:57
842gala

TOWN OF HAMDEN
YEAR TO DATE REPORT

P 25
glytdbud

FOR 2022 10

ORIGINAL ESTIM REV	REVISED EST REV	ACTUAL YTD REVENUE	ACTUAL MTD REVENUE	REMAINING REVENUE	PCT COLL
-----------------------	--------------------	-----------------------	-----------------------	----------------------	-------------

GRAND TOTAL -262,418,955-262,887,377-260,729,850.27 -13,519,395.20 -2,158,585.73 99.2%

** END OF REPORT - Generated by Rick Galarza **